

Stainless Steel Tables with Sinks, Galvanized Undershelves, & Backsplash

SKU: 12000-575

12000-576

12000-577

12000-578



Optimize your kitchen space with Zanduco's Stainless Steel Table with Sinks.

Constructed from 18-Gauge 430 stainless steel, these tables are perfect for food preparation and can support heavy equipment. Designed for effortless cleaning and maintenance.



180 DAYS
WARRANTY
PARTS & LABOUR

MATERIALS:

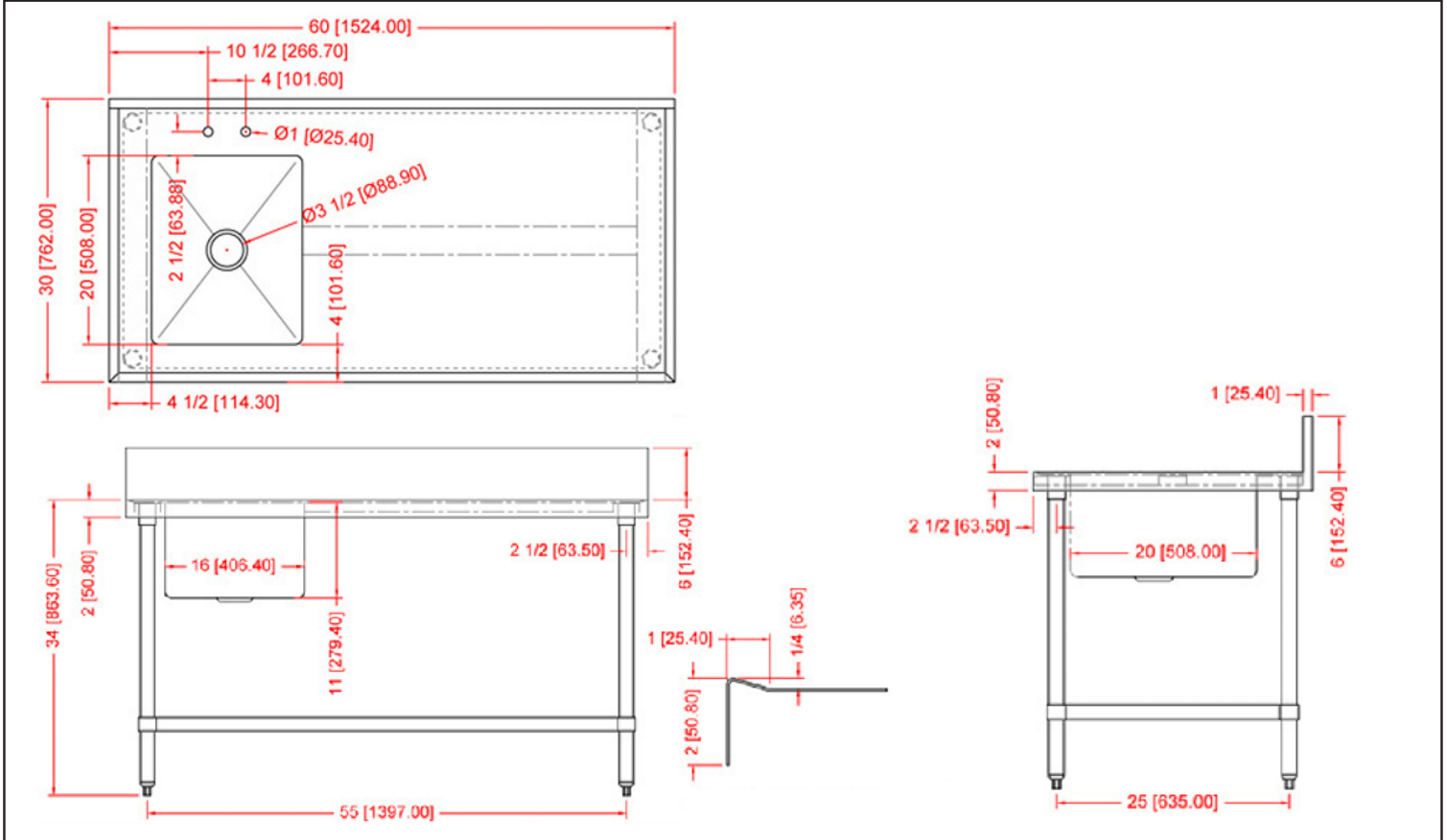
- 18-Gauge, 430 Stainless steel top shelf with 6" backsplash
- 18-Gauge, 304 Stainless steel sink; 16" x 20" x 10" welded
- 18-Gauge galvanized undershelf and hat channel
- Galvanized leg and socket; plastic bullet feet

TECHNICAL SPECIFICATION	
SKU	12000-575
Load Capacity	1150 lbs.
Undershelf Capacity	460 lbs.
Over-All Dimensions (DWH)	30" x 60" x 34" (40" H with Backsplash)
Sink Dimensions	16" x 20" x 10"
Net Weight	66 lbs.



Stainless Steel Table with Left Sink, Galvanized Undershelf, and 6" Backsplash

TECHNICAL DRAWING



MATERIALS:

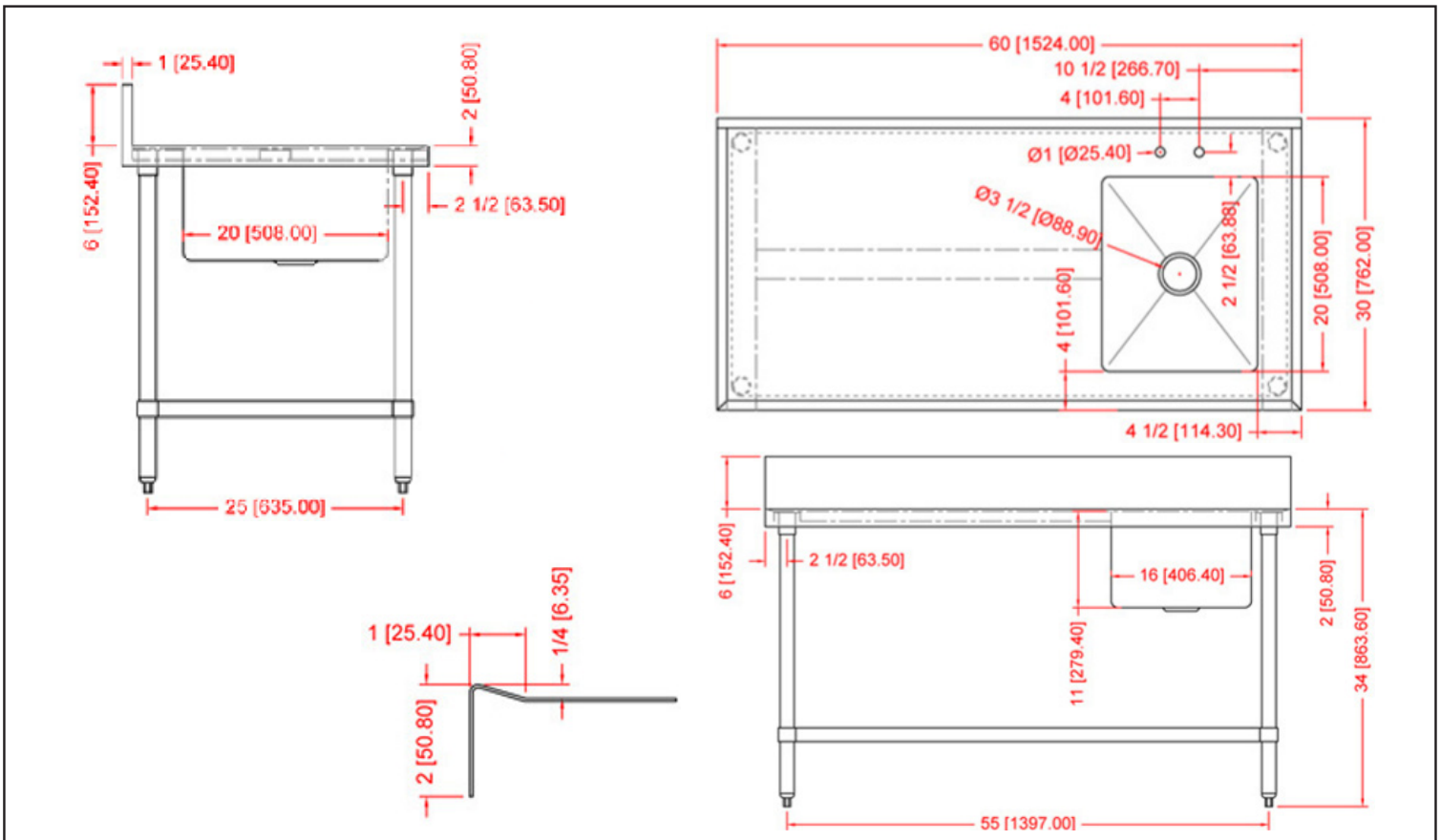
- 18-Gauge, 430 Stainless steel top shelf with 6" backsplash
- 18-Gauge, 304 Stainless steel sink; 16" x 20" x 10" welded
- 18-Gauge galvanized undershelf and hat channel
- Galvanized leg and socket; plastic bullet feet

TECHNICAL SPECIFICATION	
SKU	12000-576
Load Capacity	1150 lbs.
Undershelf Capacity	460 lbs.
Over-All Dimensions (DWH)	30" x 60" x 34" (40" H with Backsplash)
Sink Dimensions	16" x 20" x 10"
Net Weight	66 lbs.



*Stainless Steel Table with Right Sink,
Galvanized Undershelf, and 6" Backsplash*

TECHNICAL DRAWING



MATERIALS:

- 18-Gauge, 430 Stainless steel top shelf with 6" backsplash
- 18-Gauge, 304 Stainless steel sink; 16" x 20" x 10" welded
- 18-Gauge galvanized undershelf and hat channel
- Galvanized leg and socket; plastic bullet feet

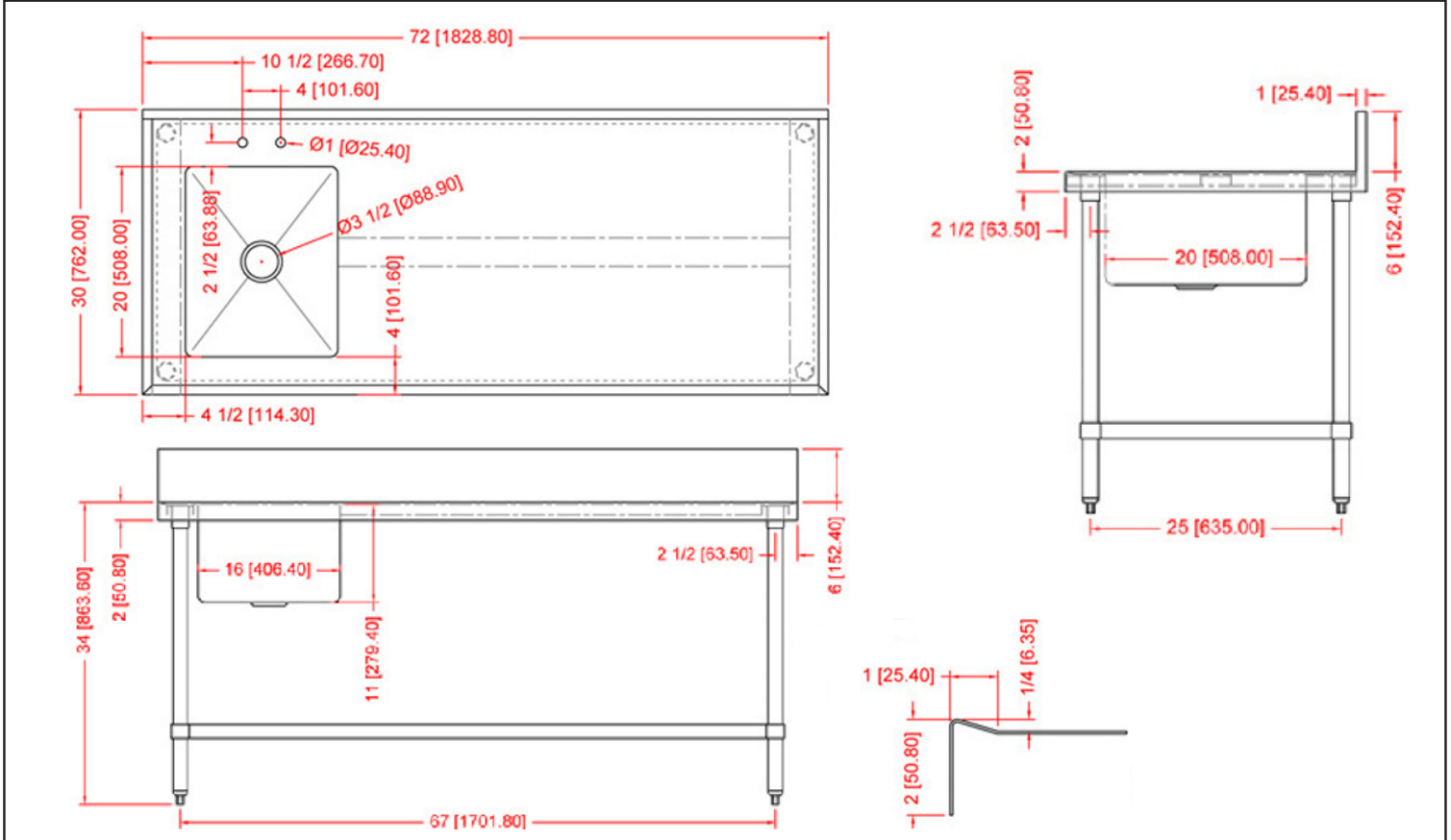


Stainless Steel Table with Left Sink, Galvanized Undershelf, and 6" Backsplash

TECHNICAL SPECIFICATION

SKU	12000-577
Load Capacity	1200 lbs.
Undershelf Capacity	480 lbs.
Over-All Dimensions (DWH)	30" x 72" x 34" (40" H with Backsplash)
Sink Dimensions	16" x 20" x 10"
Net Weight	76 lbs.

TECHNICAL DRAWING



MATERIALS:

- 18-Gauge, 430 Stainless steel top shelf with 6" backsplash
- 18-Gauge, 304 Stainless steel sink; 16" x 20" x 10" welded
- 18-Gauge galvanized undershelf and hat channel
- Galvanized leg and socket; plastic bullet feet

TECHNICAL SPECIFICATION	
SKU	12000-578
Load Capacity	1200 lbs.
Undershelf Capacity	480 lbs.
Over-All Dimensions (DWH)	30" x 72" x 34" (40" H with Backsplash)
Sink Dimensions	16" x 20" x 10"
Net Weight	76 lbs.



*Stainless Steel Table with Right Sink,
Galvanized Undershelf, and 6" Backsplash*

TECHNICAL DRAWING

