


# Countertop Square Glass Refrigerated Display

SKU: 70000-094 70000-095 70000-096 70000-097

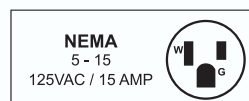


## Showcase your food merchandise in style and boost impulse sales with our refrigerated display unit.

Its glass design offers a clear, all-around view, ensuring your products are presented brilliantly to customers. With a spacious interior, it accommodates a large quantity of items, making it ideal for busy stores.

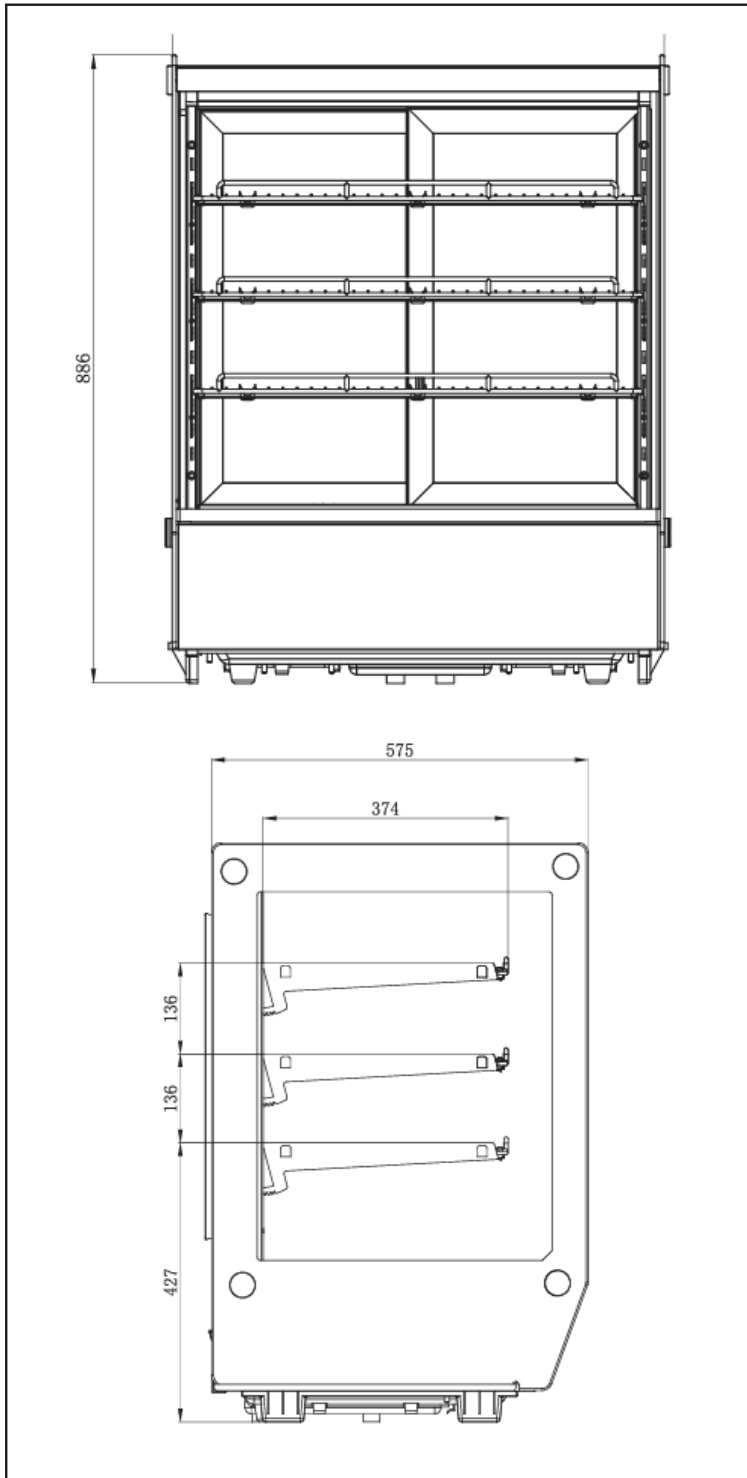
Equipped with eco-friendly R290 refrigerant, this unit combines sustainability with efficiency. The digital temperature controller provides precise control over the internal temperature and features a lighting system to illuminate and highlight your products, enhancing their appeal.

MADE IN CHINA



**1 YEAR**  
WARRANTY  
PARTS & LABOUR  
**5 YEARS ONLY**  
ON COMPRESSOR

## TECHNICAL DRAWING



## TECHNICAL SPECIFICATION

SKU	70000-094
Wide	28"
Capacity	5.12 cu.ft.   145L
Number of Doors	2
Type of Doors	Sliding Doors
Number of Shelves	3
Casters	Yes
Power	350W
Electrical	110-120V / 60Hz / 1Ph
Temperature Range	8°C - 2°C   46°F - 35.6°F
Refrigerant	R290
Type of Climate	4
Net Dimensions (WDH)	27.7" x 23" x 34.9" 704 x 585 x 887mm
Net Weight	156.5 lb.   71 kg.
Gross Dimensions (WDH)	30.4" x 25.1" x 36.8" 773 x 637 x 935 mm
Gross Weight	163.1 lb.   74 kg.

## FEATURES:

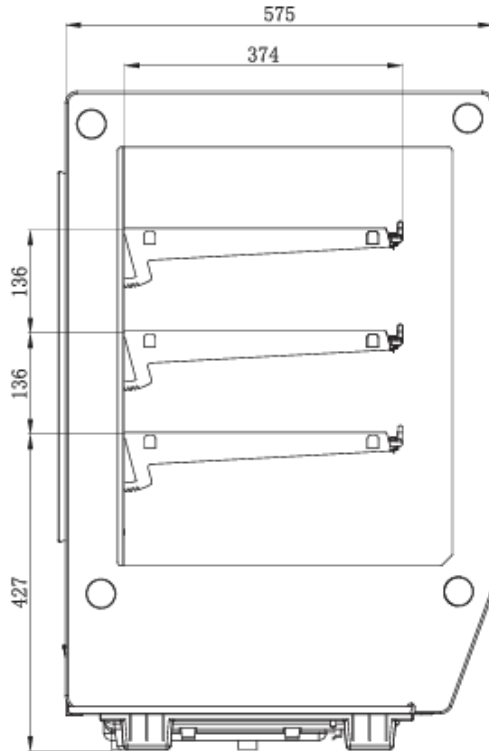
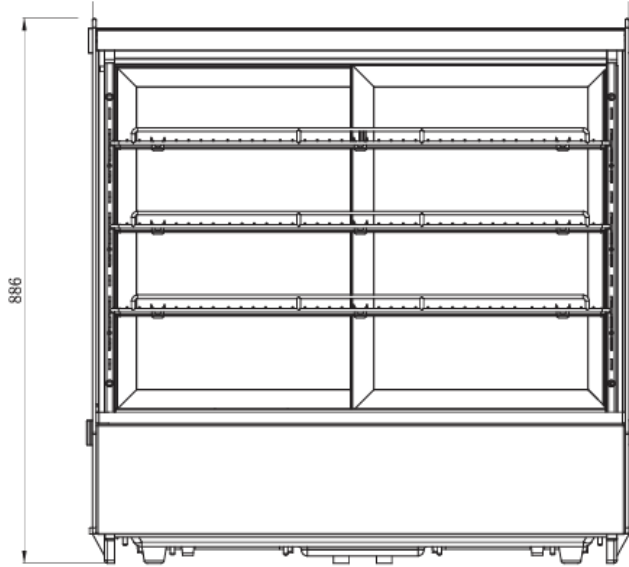
- Equipped with rear sliding doors, interior light, and glass windows on each side
- Designed to fit on table tops
- Fixed shelves
- Comes with 3 shelves



NEMA  
5 - 15  
125VAC / 15 AMP



## TECHNICAL DRAWING



## TECHNICAL SPECIFICATION

SKU	70000-095
Wide	35"
Capacity	6.56 cu.ft.   186L
Number of Doors	2
Type of Doors	Sliding Doors
Number of Shelves	3
Casters	Yes
Power	350W
Electrical	110-120V / 60Hz / 1Ph
Temperature Range	8°C - 2°C   46°F - 35.6°F
Refrigerant	R290
Type of Climate	4
Net Dimensions (WDH)	34.4" x 23" x 34.9" 874 x 585 x 887mm
Net Weight	176.4 lb.   80 kg.
Gross Dimensions (WDH)	37.4" x 25.1" x 36.8" 951 x 637 x 935mm
Gross Weight	183 lb.   83 kg.

## FEATURES:

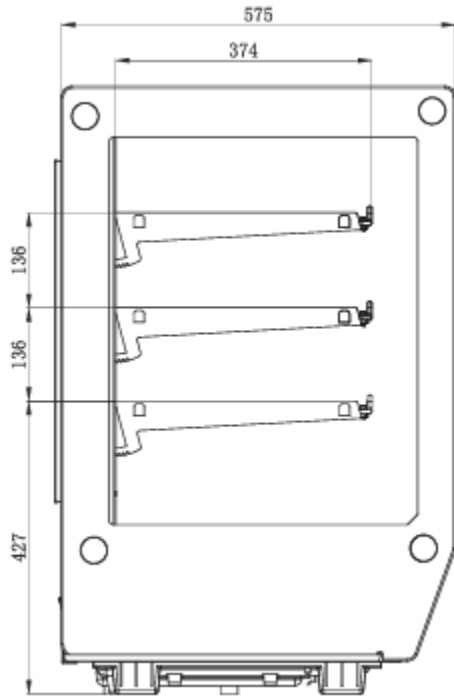
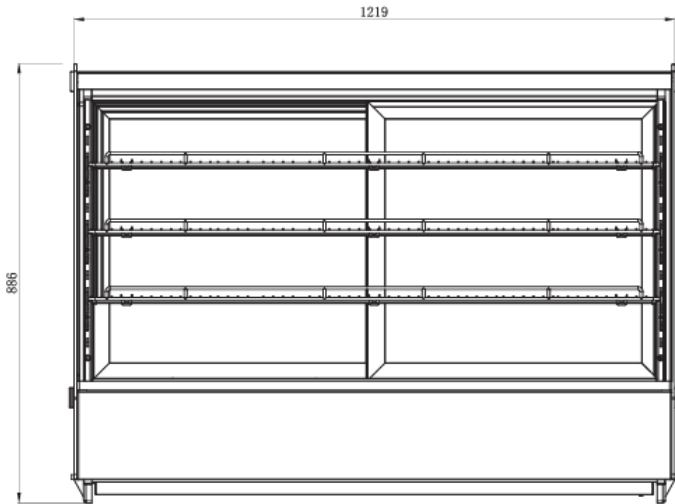
- Equipped with rear sliding doors, interior light, and glass windows on each side
- Designed to fit on table tops
- Fixed shelves
- Comes with 3 shelves



NEMA  
5 - 15  
125VAC / 15 AMP



## TECHNICAL DRAWING



## TECHNICAL SPECIFICATION

SKU	70000-096
Wide	48"
Capacity	7.94 cu.ft.   225L
Number of Doors	2
Type of Doors	Sliding Doors
Number of Shelves	3
Casters	Yes
Power	640W
Electrical	110-120V / 60Hz / 1Ph
Temperature Range	8°C - 2°C   46°F - 35.6°F
Refrigerant	R290
Type of Climate	4
Net Dimensions (WDH)	48.2" x 23" x 34.9" 1224 x 585 x 887mm
Net Weight	242.5 lb.   110 kg.
Gross Dimensions (WDH)	50.8" x 25.1" x 36.8" 1290 x 637 x 935mm
Gross Weight	257.9 lb.   117 kg.

## FEATURES:

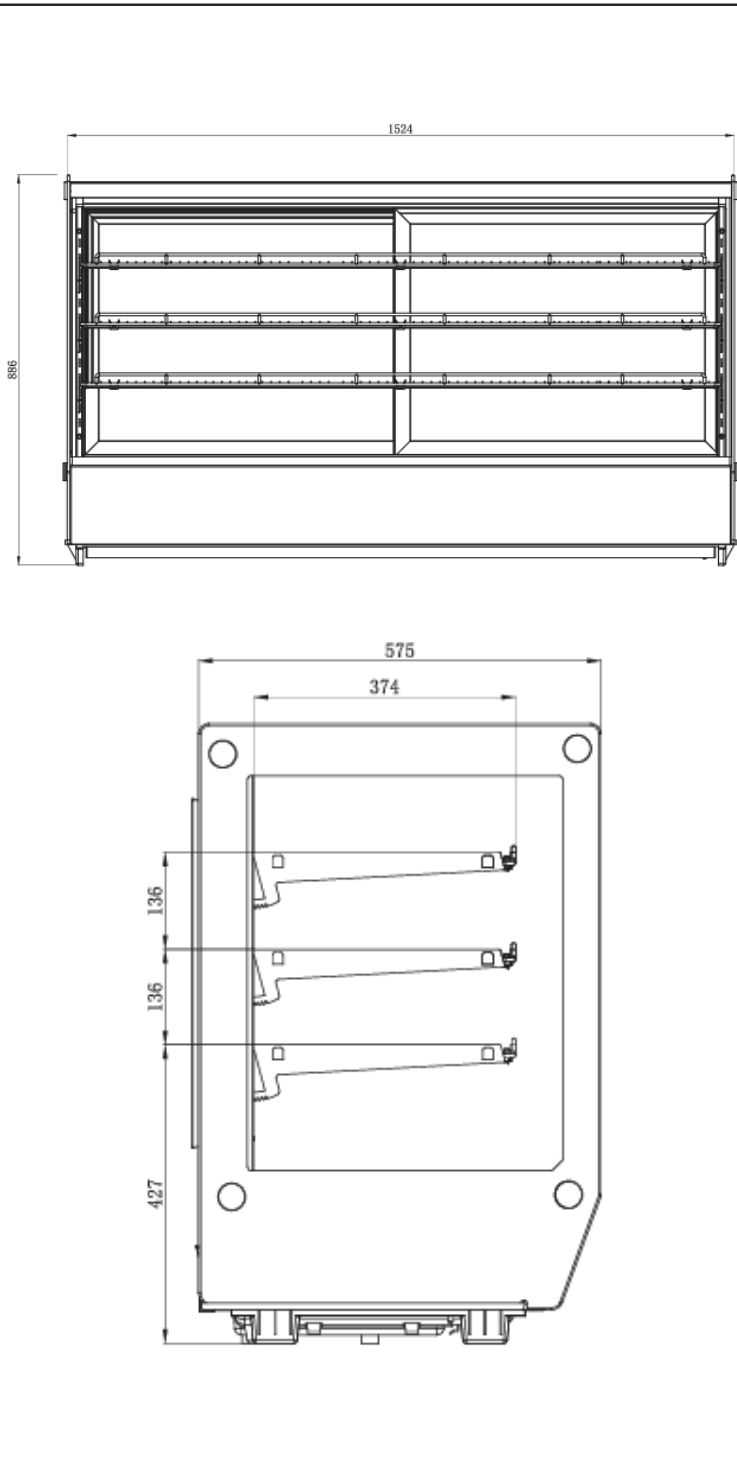
- Equipped with rear sliding doors, interior light, and glass windows on each side
- Designed to fit on table tops
- Fixed shelves
- Comes with 3 shelves



NEMA  
5 - 15  
125VAC / 15 AMP



## TECHNICAL DRAWING



## TECHNICAL SPECIFICATION

SKU	70000-097
Wide	60"
Capacity	9.78 cu.ft.   277L
Number of Doors	2
Type of Doors	Sliding Doors
Number of Shelves	3
Casters	Yes
Power	800W
Electrical	110-120V / 60Hz / 1Ph
Temperature Range	8°C - 2°C   46°F - 35.6°F
Refrigerant	R290
Type of Climate	4
Net Dimensions (WDH)	60" x 23" x 34.9" 1524 x 585 x 887mm
Net Weight	282.2 lb.   128 kg.
Gross Dimensions (WDH)	62.8" x 25.1" x 36.8" 1595 x 637 x 935mm
Gross Weight	315.3 lb.   143 kg.

## FEATURES:

- Equipped with rear sliding doors, interior light, and glass windows on each side
- Designed to fit on table tops
- Fixed shelves
- Comes with 3 shelves



NEMA  
5 - 15  
125VAC / 15 AMP

