

# Worktop Refrigerator with Backsplash

SKU: 18000-472

18000-474

18000-476

18000-477



18000-472



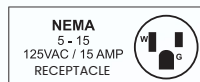
18000-474 | 18000-476



18000-477

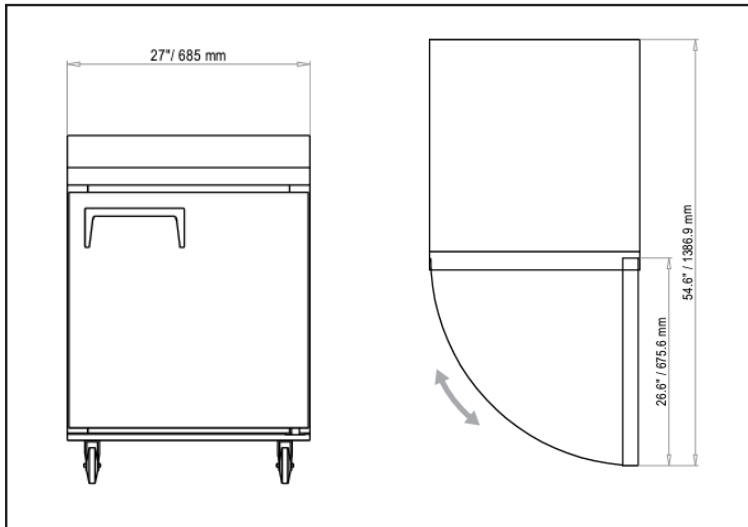
**Enhance your commercial kitchen or food service operation with our top-tier Worktop Refrigerator!**

Designed for outstanding cooling efficiency, ample storage space, and user-friendly features, it is the perfect solution to meet the high demands of your business.





## TECHNICAL DRAWING



## TECHNICAL SPECIFICATION

SKU	18000-472
Capacity	154L   5 cu.ft
Number of Doors	1
Number of Shelves	1
Power	210W
Current	1.8A
Refrigerant	R290
Temperature	0.5°C to 5°C   33°F to 41°F
Electrical	115V / 60Hz / 1Ph
Isolation Material	Cyclopentane
Cooling System	Ventilated
Controller	Mechanical   Digital Display
Defrosting	Automatic
Self-Closing Door	YES
Casters	YES
Shelf Loading	88 lb.   40 kg.
Shelf Material	Plastic Coated
Interior Dimensions (WDH)	22.4" x 19.84" x 23.5" 569 x 504 x 597 mm
Net Dimensions (WDH)	27" x 29.5" x 38.8" 685 x 750 x 985 mm
Net Weight	158.7 lb.   72 kg.
Gross Dimensions (WDH)	29.7" x 32.3" x 38.2" 755 x 820 x 970 mm
Gross Weight	202.8 lb.   92 kg.

## FEATURES:

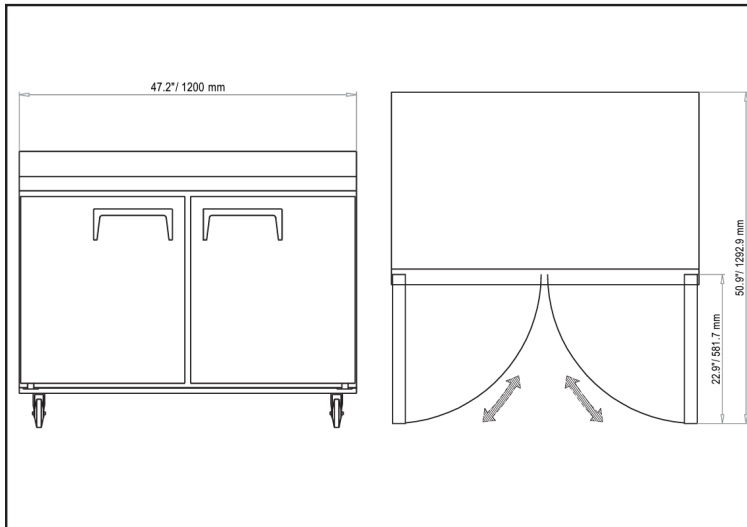
- Durable stainless steel construction for long-lasting performance
- Advance refrigeration system maintains temperatures between 0.5°C to 5°C (33°F to 40°F) for optimal product safety
- Self-closing doors with a 90-degree stay-open feature for added convenience
- Adjustable, heavy-duty PVC-coated shelves to accommodate various storage needs
- Digital control system with automatic defrost for hassle-free operation
- Eco-friendly R290 refrigerant ensures energy efficiency and reduced environmental impact

NEMA  
5-15  
125VAC / 15 AMP  
RECEPTACLE





## TECHNICAL DRAWING



## TECHNICAL SPECIFICATION

SKU	18000-474
Capacity	320L   11 cu.ft.
Number of Doors	2
Number of Shelves	2
Power	270W
Current	2.4A
Refrigerant	R290
Temperature	0.5°C to 5°C   33°F to 41°F
Electrical	115V / 60Hz / 1Ph
Isolation Material	Cyclopentane
Cooling System	Ventilated
Controller	Mechanical   Digital Display
Defrosting	Automatic
Self-Closing Door	YES
Casters	YES
Shelf Loading	88 lb.   40 kg.
Shelf Material	Plastic Coated
Interior Dimensions (WDH)	42.6" x 19.8" x 23.5" 1083 x 504 x 597 mm
Net Dimensions (WDH)	47.2" x 29.5" x 38.8" 1200 x 750 x 985 mm
Net Weight	213.8 lb.   97 kg.
Gross Dimensions (WDH)	50" x 32.3" x 38.2" 1270 x 820 x 970 mm
Gross Weight	275.6 lb.   125 kg.

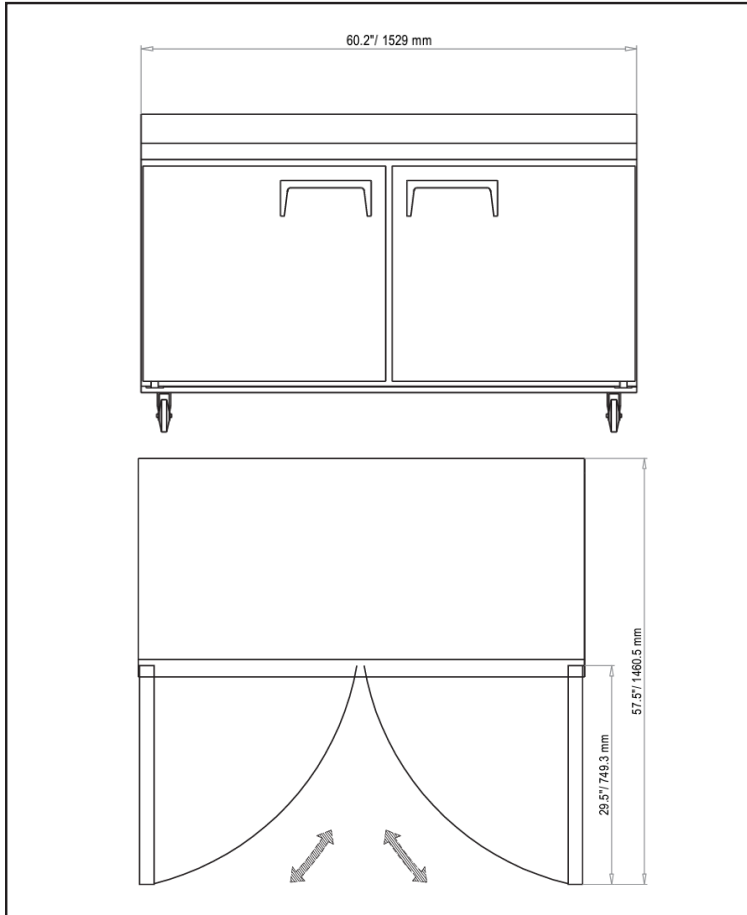
## FEATURES:

- Durable stainless steel construction for long-lasting performance
- Advance refrigeration system maintains temperatures between 0.5°C to 5°C (33°F to 40°F) for optimal product safety
- Self-closing doors with a 90-degree stay-open feature for added convenience
- Adjustable, heavy-duty PVC-coated shelves to accommodate various storage needs
- Digital control system with automatic defrost for hassle-free operation
- Eco-friendly R290 refrigerant ensures energy efficiency and reduced environmental impact

NEMA  
5-15  
125VAC / 15 AMP  
RECEPTACLE



## TECHNICAL DRAWING



NEMA  
5 - 15  
125VAC / 15 AMP  
RECEPTACLE



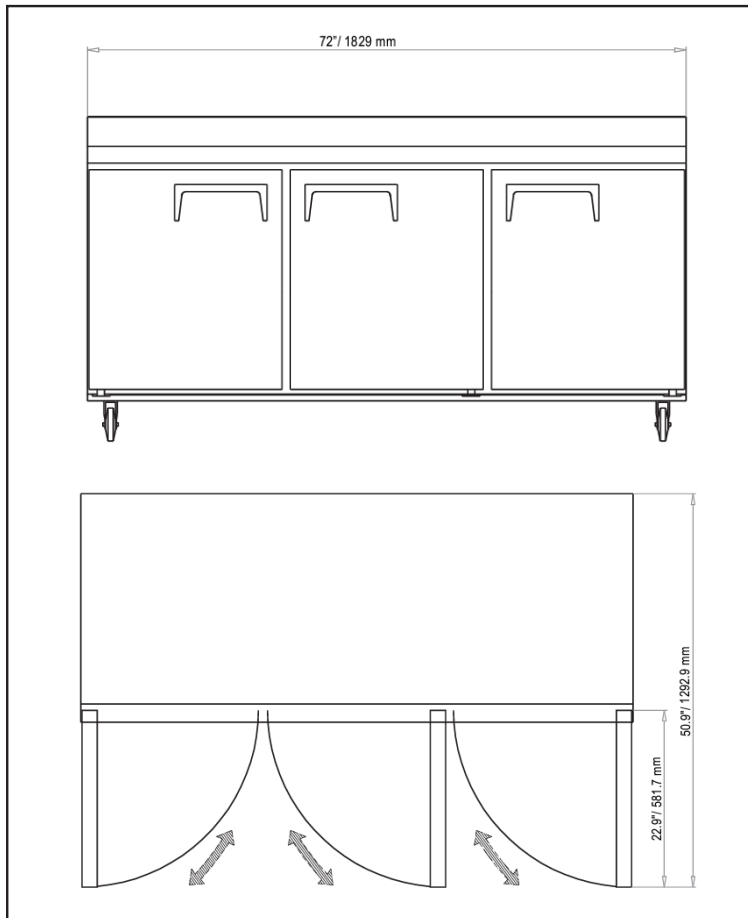
## TECHNICAL SPECIFICATION

SKU	18000-476
Capacity	425L   15 cu.ft.
Number of Doors	2
Number of Shelves	2
Power	345W
Current	4.5A
Refrigerant	R290
Temperature	0.5°C to 5°C   33°F to 41°F
Electrical	115V / 60Hz / 1Ph
Isolation Material	Cyclopentane
Cooling System	Ventilated
Controller	Mechanical   Digital Display
Defrosting	Automatic
Self-Closing Door	YES
Casters	YES
Shelf Loading	88 lb.   40 kg.
Shelf Material	Plastic Coated
Interior Dimensions (WDH)	55.6" x 19.8" x 23.5" 1413 x 504 x 597 mm
Net Dimensions (WDH)	60.2" x 29.5" x 38.8" 1529 x 750 x 985 mm
Net Weight	253.5 lb.   115 kg.
Gross Dimensions (WDH)	63" x 32.3" x 38.2" 1600 x 820 x 970 mm
Gross Weight	324.1 lb.   147 kg.

## FEATURES:

- Durable stainless steel construction for long-lasting performance
- Advance refrigeration system maintains temperatures between 0.5°C to 5°C (33°F to 40°F) for optimal product safety
- Self-closing doors with a 90-degree stay-open feature for added convenience
- Adjustable, heavy-duty PVC-coated shelves to accommodate various storage needs
- Digital control system with automatic defrost for hassle-free operation
- Eco-friendly R290 refrigerant ensures energy efficiency and reduced environmental impact

## TECHNICAL DRAWING



NEMA  
5 - 15  
125VAC / 15 AMP  
RECEPTACLE



## TECHNICAL SPECIFICATION

SKU	18000-477
Capacity	481L   17 cu.ft.
Number of Doors	3
Number of Shelves	3
Power	324W
Current	2.7A
Refrigerant	R290
Temperature	0.5°C to 5°C   33°F to 41°F
Electrical	115V / 60Hz / 1Ph
Isolation Material	Cyclopentane
Cooling System	Ventilated
Controller	Mechanical   Digital Display
Defrosting	Automatic
Self-Closing Door	YES
Casters	YES
Shelf Loading	88 lb.   40 kg.
Shelf Material	Plastic Coated
Interior Dimensions (WDH)	66.9" x 19.8" x 23.5" 1698 x 504 x 597 mm
Net Dimensions (WDH)	72" x 29.5" x 38.8" 1829 x 750 x 985 mm
Net Weight	297.6 lb.   135 kg.
Gross Dimensions (WDH)	74.2" x 32.3" x 38.2" 1885 x 820 x 970 mm
Gross Weight	372.6 lb.   169 kg.

## FEATURES:

- Durable stainless steel construction for long-lasting performance
- Advance refrigeration system maintains temperatures between 0.5°C to 5°C (33°F to 40°F) for optimal product safety
- Self-closing doors with a 90-degree stay-open feature for added convenience
- Adjustable, heavy-duty PVC-coated shelves to accommodate various storage needs
- Digital control system with automatic defrost for hassle-free operation
- Eco-friendly R290 refrigerant ensures energy efficiency and reduced environmental impact