

DELTA NG 120 R290 115 V / 60 Hz

SELF-CONTAINED ICE CUBE MACHINE

FEATURES

- ▶ PRODUCES SOLID GOURMET CRYSTAL CLEAR ICE CUBES
- ▶ A3S: ANTI-SCALE SPRAY SYSTEM. ITV PATENTED SPRAY SYSTEM WITH FLEXIBLE NOZZLES THAT AVOID LIMESCALE DEPOSITS WITH SMALL VIBRATIONS
- ▶ STIF: STRONG INOX FRAME. SOLID MACHINE STRUCTURE IN 4 COLUMNS WITH AISI 304 STAINLESS STEEL FRAME
- ▶ STRONGEST DOOR IN THE MARKET. MADE OF STAINLESS STEEL. OPENING AND DAMPING SYSTEM PATENTED BY ITV
- ▶ FRONT VENTILATION CONCEPT: FRONTAL IN-OUT AIR SYSTEM ALLOWS 'BUILT IN' MACHINES
- ▶ CLEANING SWITCH: ALLOWS CIRCULATION OF WATER WITH DESCALING PRODUCT (CALKIN OR SIMILAR) WITHOUT COOLING
- ▶ "NEVER STOP" MOTOR PUMP DEVELOPED BY ITV. PUMP WITHOUT SEALS, WHICH AVOIDS DETERIORATION IN HARD WATER
- ▶ EASI: EASY ACCESS FOR SERVICE & INSTALLATION. ALL PANELS CAN BE DISASSEMBLED SEPARATELY
- ▶ ON/OFF LIGHTED ROCKER SWITCH IN FRONT PANEL
- ▶ TROPICALIZED MACHINES (T CLASS) / HEIGHT ADJUSTABLE LEGS FROM 105MM TO 155MM



Anti-scale
spray system
A3S



EASI
Easy Access for
Service &
Installation














STIF
Strong
Inox
Frame



SILENT
RAIN



FRONT
VENTILATION

									
		70°F/21°C	50°F/10°C	90°F/32°C	70°F/21°C				
		lbs (Kg)		lbs (Kg)		lbs (Kg)	in (mm)	in (mm)	
DELTA NG 120 A		150 (68)		130 (59)		55 (25)	Width 21" (535) Depth 23" (595) Height* 31" (789)	Width 24" (610) Depth 26" (660) Height 40" (1.020)	DELTA 40gr 1.57" (Ø) x 1.73" (H) 40 (Ø) x 44 mm (H) Average dimensions
DELTA NG 120 W		- (-)		- (-)					

* WITH LEGS 35"/44" (894/1.125)

ACCESSORIES

INCLUDED



WATER OUTLET HOSE



4 HEIGHT ADJUSTABLE LEG KIT



SCOOP

NOT INCLUDED (OPTIONAL)



ANTI-LIMESCALE
FILTER



10" FILTER ANTI-LIMESCALE
+ ANTI-CHLORINE
CS-101 K



PARTICLE FILTER



C4 WATER SOFTENER



SCALE KLEEN

