

# Worktop Freezer with Backsplash

SKU: 18000-471

18000-473

18000-475



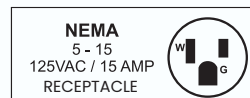
## Enhance your commercial kitchen or food service operation with our Worktop Freezers with Backsplash.

Engineered to meet your freezing needs while optimizing space, this freezer offers advanced functionality paired with a sleek and durable design.

### FEATURES:

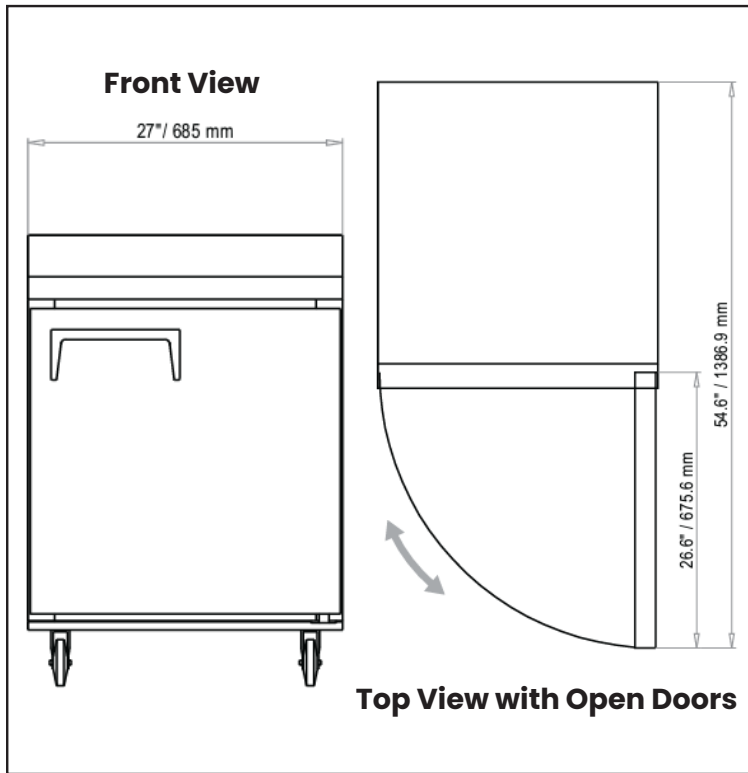
- Stainless steel interior and exterior
- Refrigeration system keeps food at safe temperature between  $-22$  to  $-18^{\circ}\text{C}$
- Self-closing doors with 90-degree stay open
- Adjustable heavy-duty PVC coated shelves
- Digital control system makes it easy to adjust temperature set point and defrost frequency
- Hydro-carbon R290 refrigerant, which is environmentally friendly and more efficient

MADE IN CHINA



**2 YEARS**  
WARRANTY  
PARTS & LABOUR  
5 YEARS ONLY  
ON COMPRESSOR

## TECHNICAL DRAWING



## TECHNICAL SPECIFICATION

SKU	18000-471
Number of Doors	1
Number of Shelves	1
Capacity	154L   5 cu.ft.
Power	480W
Current	4.2A
Refrigerant	R290
Temperature Range	-22°C to -18°C   -8°F to 0°F
Electrical	115V / 60Hz / 1Ph
Isolation Material	Cyclopentane
Cooling System	Ventilated
Controller	Mechanical / Digital Display
Defrosting	Automatic
Self-Door Closing	Yes
Casters	Yes
Shelf Loading	88 lb.   40 kg.
Shelf Material	Plastic Coated
Interior Dimensions (WDH)	22.4" x 19.84" x 23.5" 569 x 504 x 597 mm
Net Dimensions (WDH)	27" x 29.5" x 38.8" 685 x 750 x 985 mm
Net Weight	158.7 lb.   72 kg.
Gross Dimensions (WDH)	29.7" x 32.3" x 38.2" 755 x 820 x 970 mm
Gross Weight	202.8 lb.   92 kg.

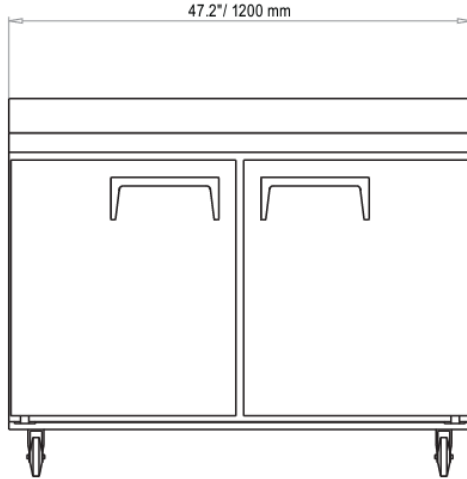


**NEMA**  
5 - 15  
125VAC / 15 AMP  
RECEPTACLE

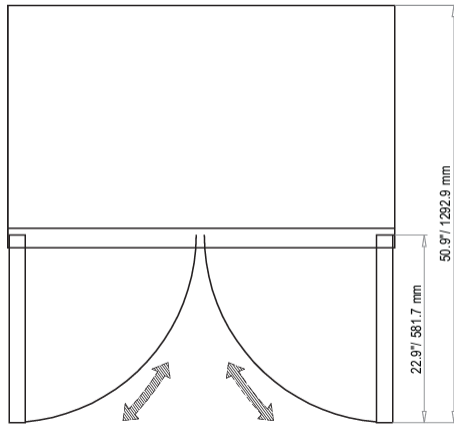


## TECHNICAL DRAWING

**Front View**



**Top View with Open Doors**



## TECHNICAL SPECIFICATION

SKU	18000-473
Number of Doors	2
Number of Shelves	2
Capacity	320L   11 cu.ft.
Power	480W
Current	4.2A
Refrigerant	R290
Temperature Range	-22°C to -18°C   -8°F to 0°F
Electrical	115V / 60Hz / 1Ph
Isolation Material	Cyclopentane
Cooling System	Ventilated
Controller	Mechanical / Digital Display
Defrosting	Automatic
Self-Door Closing	Yes
Casters	Yes
Shelf Loading	88 lb.   40 kg.
Shelf Material	Plastic Coated
Interior Dimensions (WDH)	42.6" x 19.8" x 23.5" 1083 x 504 x 597 mm
Net Dimensions (WDH)	47.2" x 29.5" x 38.8" 1200 x 750 x 985 mm
Net Weight	213.8 lb.   97 kg.
Gross Dimensions (WDH)	50" x 32.3" x 38.2" 1270 x 820 x 970 mm
Gross Weight	275.6 lb.   125 kg.

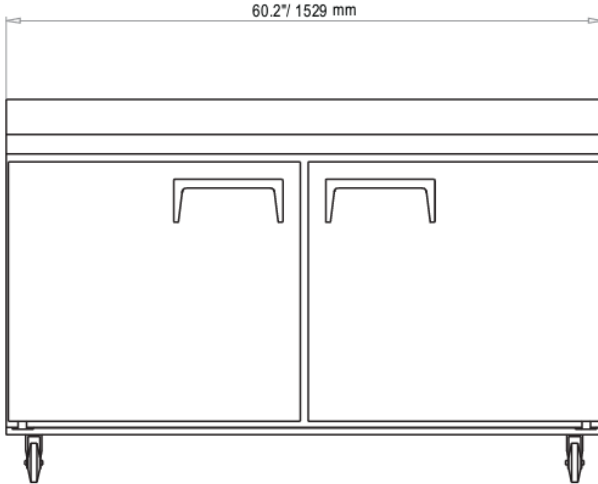


**NEMA**  
5 - 15  
125VAC / 15 AMP  
RECEPTACLE

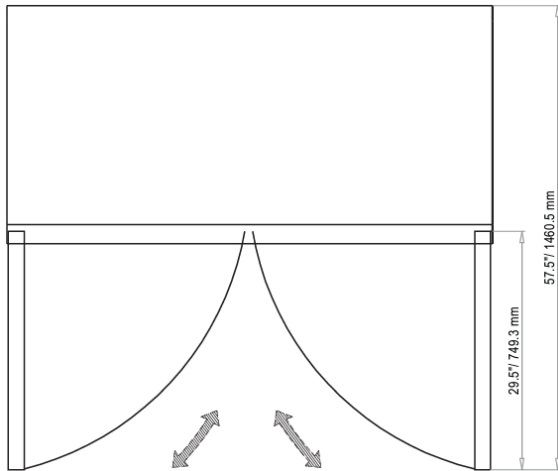


## TECHNICAL DRAWING

**Front View**



**Top View with Open Doors**



## TECHNICAL SPECIFICATION

SKU	18000-475
Number of Doors	2
Number of Shelves	2
Capacity	425L   15 cu.ft.
Power	600W
Current	5.2A
Refrigerant	R290
Temperature Range	-22°C to -18°C   -8°F to 0°F
Electrical	115V / 60Hz / 1Ph
Isolation Material	Cyclopentane
Cooling System	Ventilated
Controller	Mechanical / Digital Display
Defrosting	Automatic
Self-Door Closing	Yes
Casters	Yes
Shelf Loading	88 lb.   40 kg.
Shelf Material	Plastic Coated
Interior Dimensions (WDH)	55.6" x 19.8" x 23.5" 1413 x 504 x 597 mm
Net Dimensions (WDH)	60.2" x 29.5" x 38.8" 1529 x 750 x 985 mm
Net Weight	253.5 lb.   115 kg.
Gross Dimensions (WDH)	63" x 32.3" x 38.2" 1600 x 820 x 970 mm
Gross Weight	324.1 lb.   147 kg.



**NEMA**  
5 - 15  
125VAC / 15 AMP  
RECEPTACLE

