

Curved Glass Countertop Refrigerated Display

SKU: 70000-098 70000-099 70000-100 70000-101

70000-098 | 70000-099



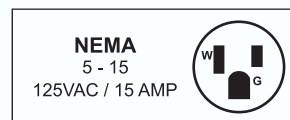
70000-100 | 70000-101



Showcase your food merchandise in style and boost impulse sales effortlessly.

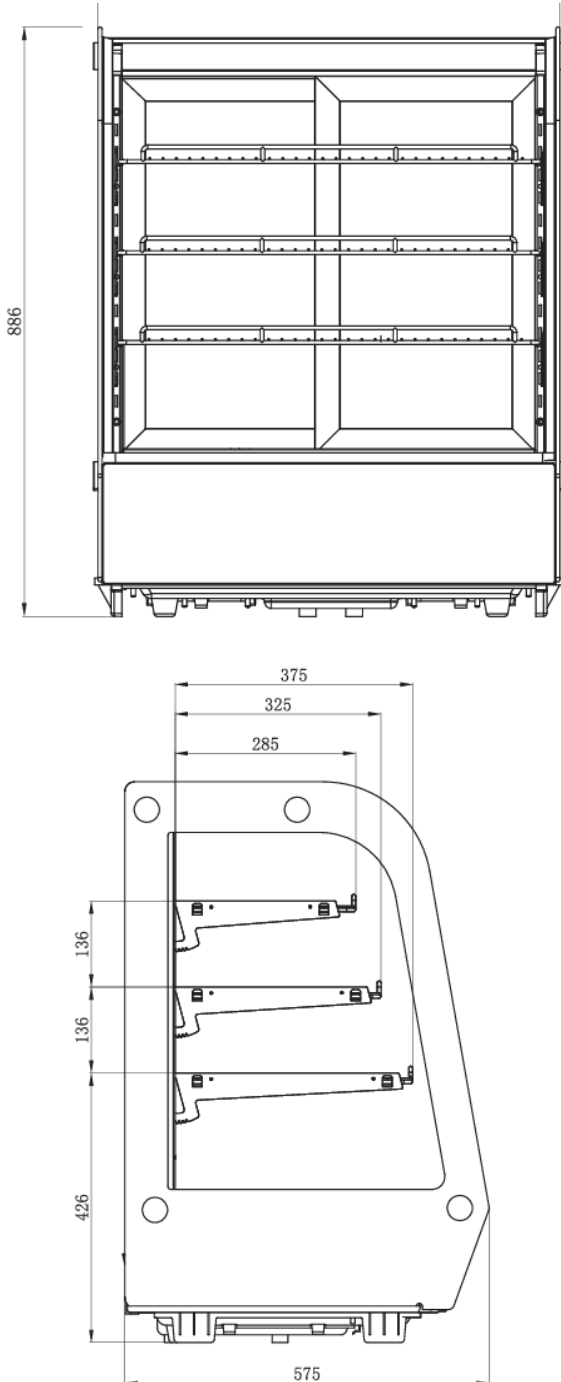
Our refrigerated display case is designed to present your products brilliantly, featuring a clear glass design that offers customers a 360-degree view of your chilled items. With its spacious capacity, this unit allows you to store and display a wide variety of products simultaneously, making it ideal for high-traffic stores.

Eco-friendly R290 refrigerant powers the unit, while the digital temperature controller lets you easily manage product temperatures. Additionally, adjustable lighting illuminates the interior, drawing attention to your showcased items.



1 YEAR
WARRANTY
PARTS & LABOUR
5 YEARS ONLY
ON COMPRESSOR

TECHNICAL DRAWING



TECHNICAL SPECIFICATION

SKU	70000-098
Wide	28"
Capacity	5.12 cu.ft. 145L
Number of Doors	2
Type of Door	Sliding Door
Number of Shelves	3
Casters	Yes
Power	350W
Electrical	110-120V / 60Hz / 1Ph
Temperature Range	8°C - 2°C 46°F - 35.6°F
Refrigerant	R290
Type of Climate	4
Net Dimensions (WDH)	27.7" x 22.6" x 34.9" 704 x 585 x 887mm
Net Weight	156.5 lb. 71 kg.
Gross Dimensions (WDH)	30.4" x 25.1" x 36.8" 773 x 637 x 935mm
Gross Weight	163.1 lb. 74 kg.

FEATURES:

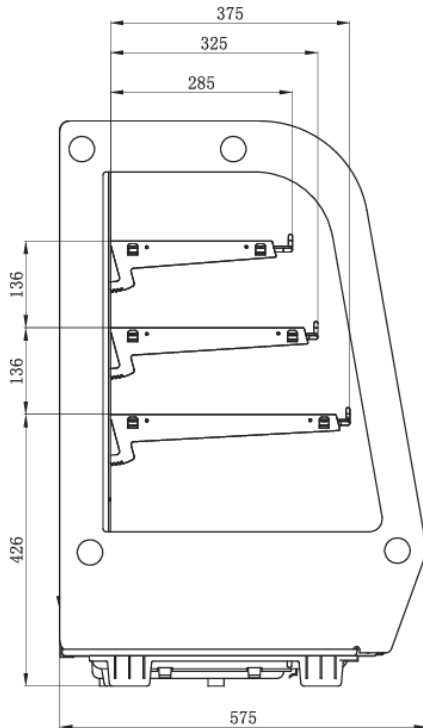
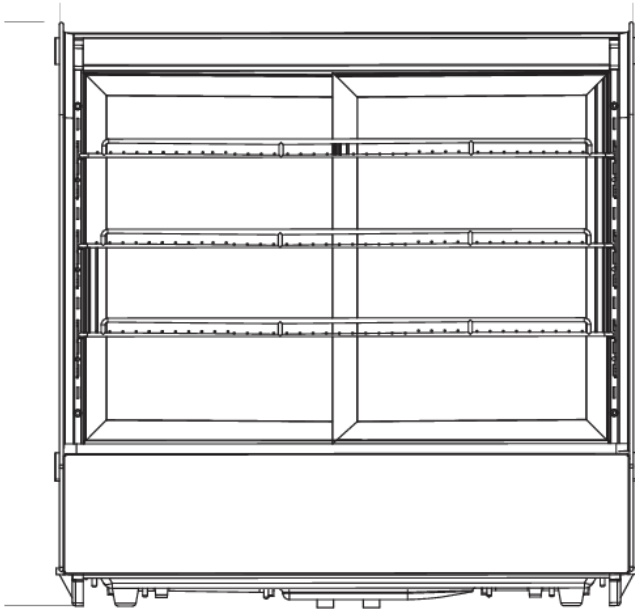
- Equipped with rear sliding doors, interior lights, and glass windows on each side
- Designed to fit on table tops
- Fixed shelves
- Comes with 3 shelves



NEMA
5-15
125VAC / 15 AMP



TECHNICAL DRAWING



TECHNICAL SPECIFICATION

SKU	70000-099
Wide	35"
Capacity	6.56 cu.ft. 186L
Number of Doors	2
Type of Door	Sliding Door
Number of Shelves	3
Casters	Yes
Power	350W
Electrical	110-120V / 60Hz / 1Ph
Temperature Range	8°C - 2°C 46°F - 35.6°F
Refrigerant	R290
Type of Climate	4
Net Dimensions (WDH)	34.4" x 22.6" x 34.9" 874 x 585 x 887mm
Net Weight	176.4 lb. 80 kg.
Gross Dimensions (WDH)	37.4" x 25.1" x 36.8" 951 x 637 x 935mm
Gross Weight	183 lb. 83 kg.

FEATURES:

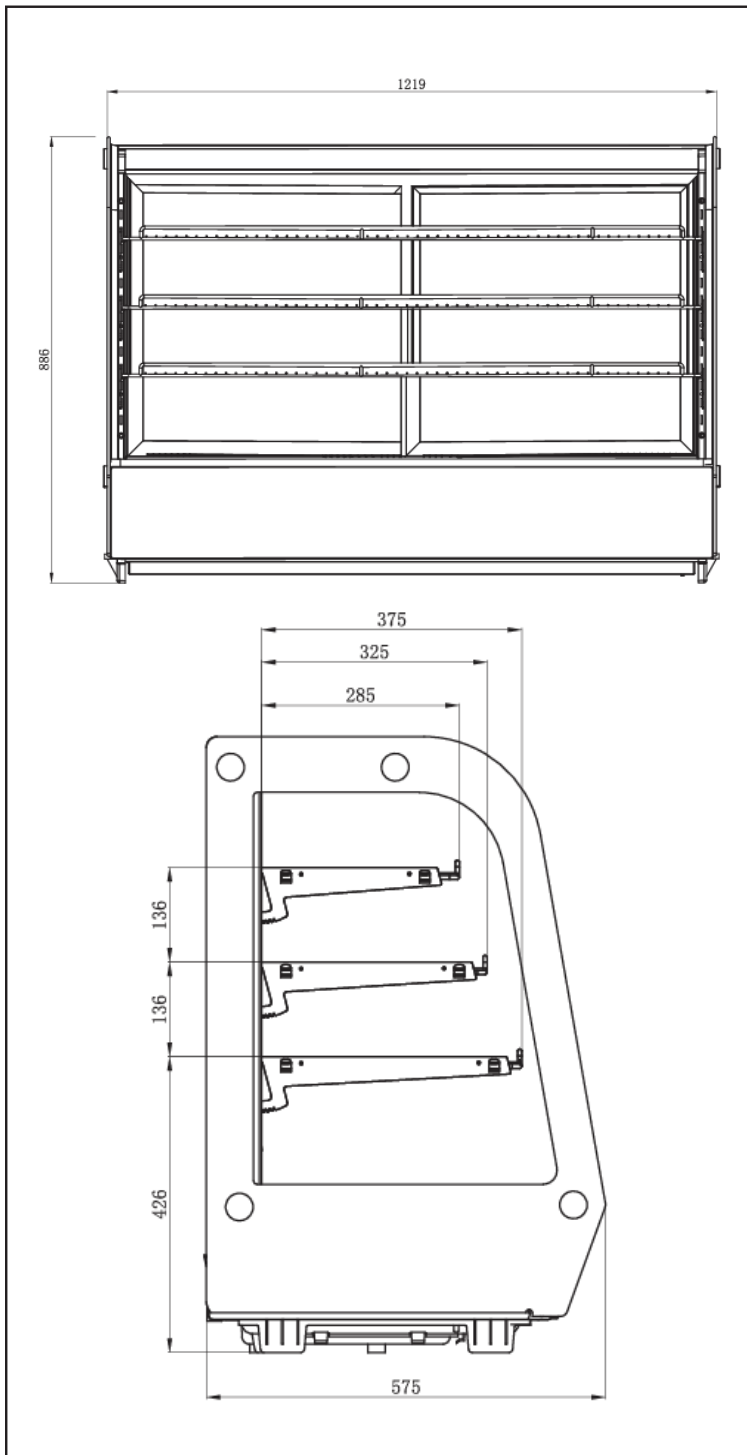
- Equipped with rear sliding doors, interior lights, and glass windows on each side
- Designed to fit on table tops
- Fixed shelves
- Comes with 3 shelves



NEMA
5-15
125VAC / 15 AMP



TECHNICAL DRAWING

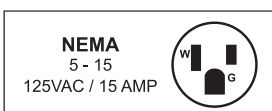


TECHNICAL SPECIFICATION

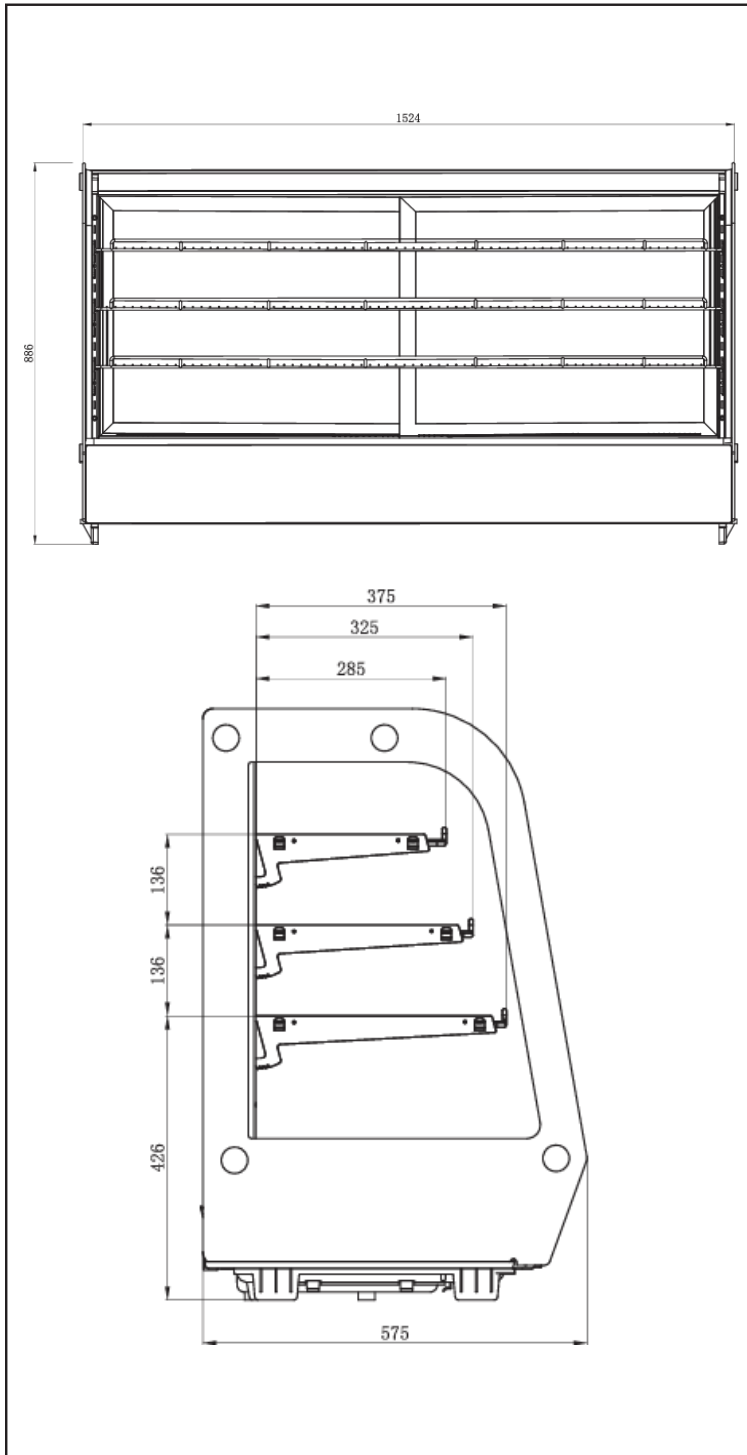
SKU	70000-100
Wide	48"
Capacity	7.94 cu.ft. 255L
Number of Doors	2
Type of Door	Sliding Door
Number of Shelves	3
Casters	Yes
Power	640W
Electrical	110-120V / 60Hz / 1Ph
Temperature Range	8°C - 2°C 46°F - 35.6°F
Refrigerant	R290
Type of Climate	4
Net Dimensions (WDH)	48.2" x 22.6" x 34.9" 1224 x 585 x 887mm
Net Weight	242.5 lb. 110 kg.
Gross Dimensions (WDH)	50.8" x 25.1" x 36.8" 1290 x 637 x 935mm
Gross Weight	257.9 lb. 117 kg.

FEATURES:

- Equipped with rear sliding doors, interior lights, and glass windows on each side
- Designed to fit on table tops
- Fixed shelves
- Comes with 3 shelves



TECHNICAL DRAWING



TECHNICAL SPECIFICATION

SKU	70000-101
Wide	60"
Capacity	9.78 cu.ft. 277L
Number of Doors	2
Type of Door	Sliding Door
Number of Shelves	3
Casters	Yes
Power	800W
Electrical	110-120V / 60Hz / 1Ph
Temperature Range	8°C - 2°C 46°F - 35.6°F
Refrigerant	R290
Type of Climate	4
Net Dimensions (WDH)	60" x 22.6" x 34.9" 1524 x 585 x 887mm
Net Weight	282.2 lb. 128 kg.
Gross Dimensions (WDH)	62.8" x 25.1" x 36.8" 1595 x 637 x 935mm
Gross Weight	315.3 lb. 143 kg.

FEATURES:

- Equipped with rear sliding doors, interior lights, and glass windows on each side
- Designed to fit on table tops
- Fixed shelves
- Comes with 3 shelves

